



**INTERATIVA**  
COOPEG | COOPERATIVA EDUCACIONAL

# INFORMÁTICA

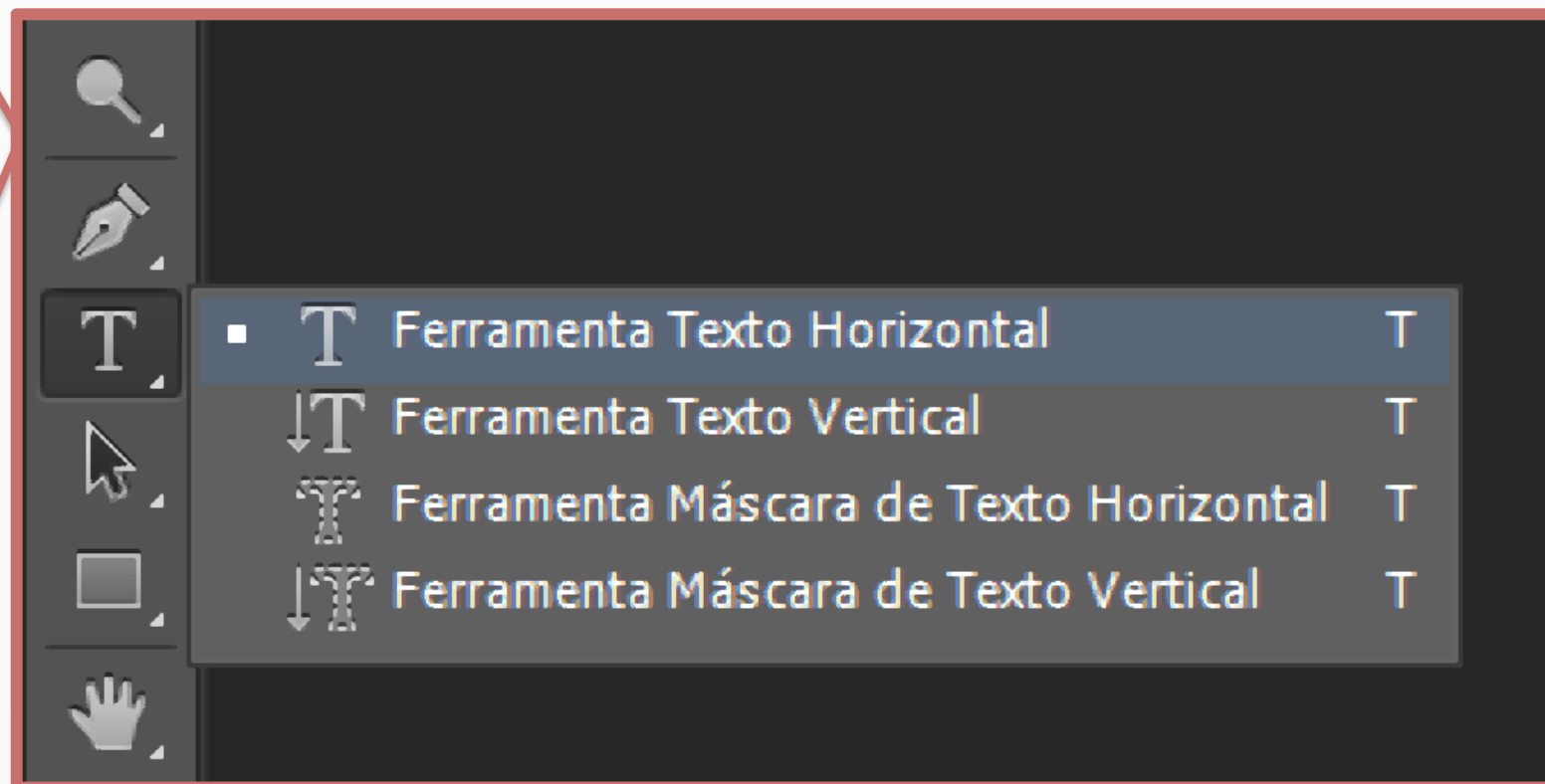
## 8º ANO

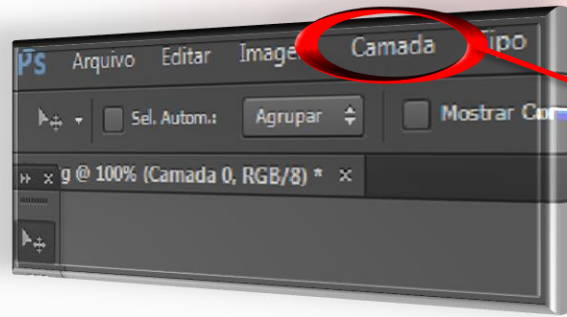


**Adobe Photoshop**

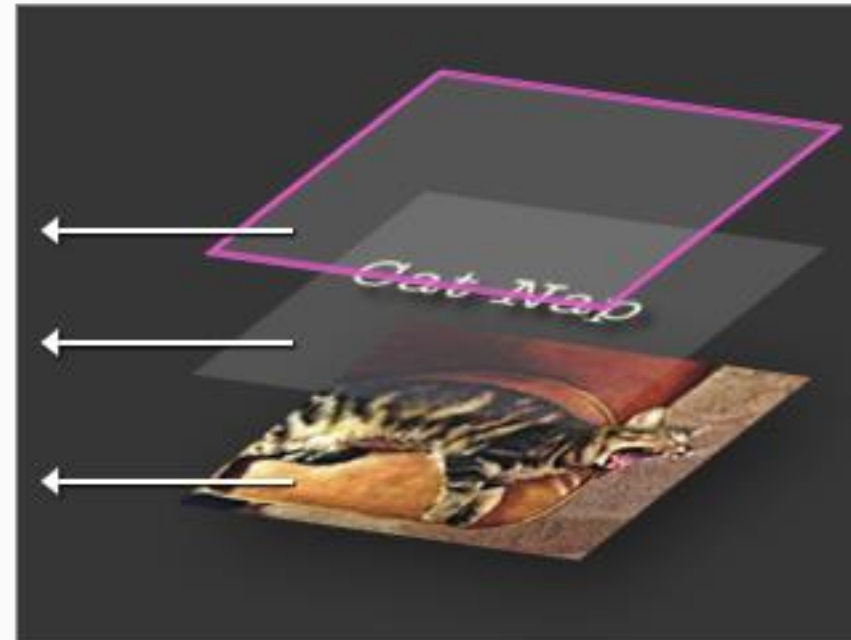
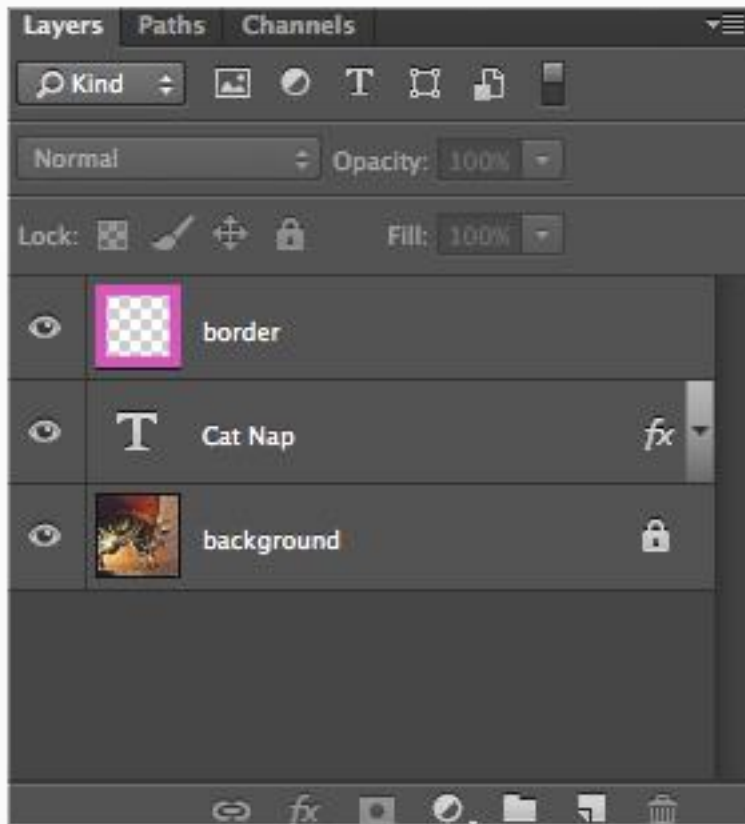


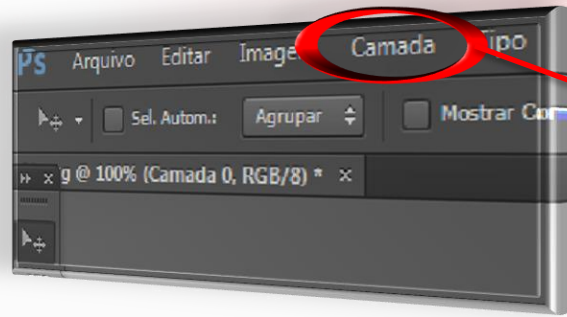
# FERRAMENTA TEXTO



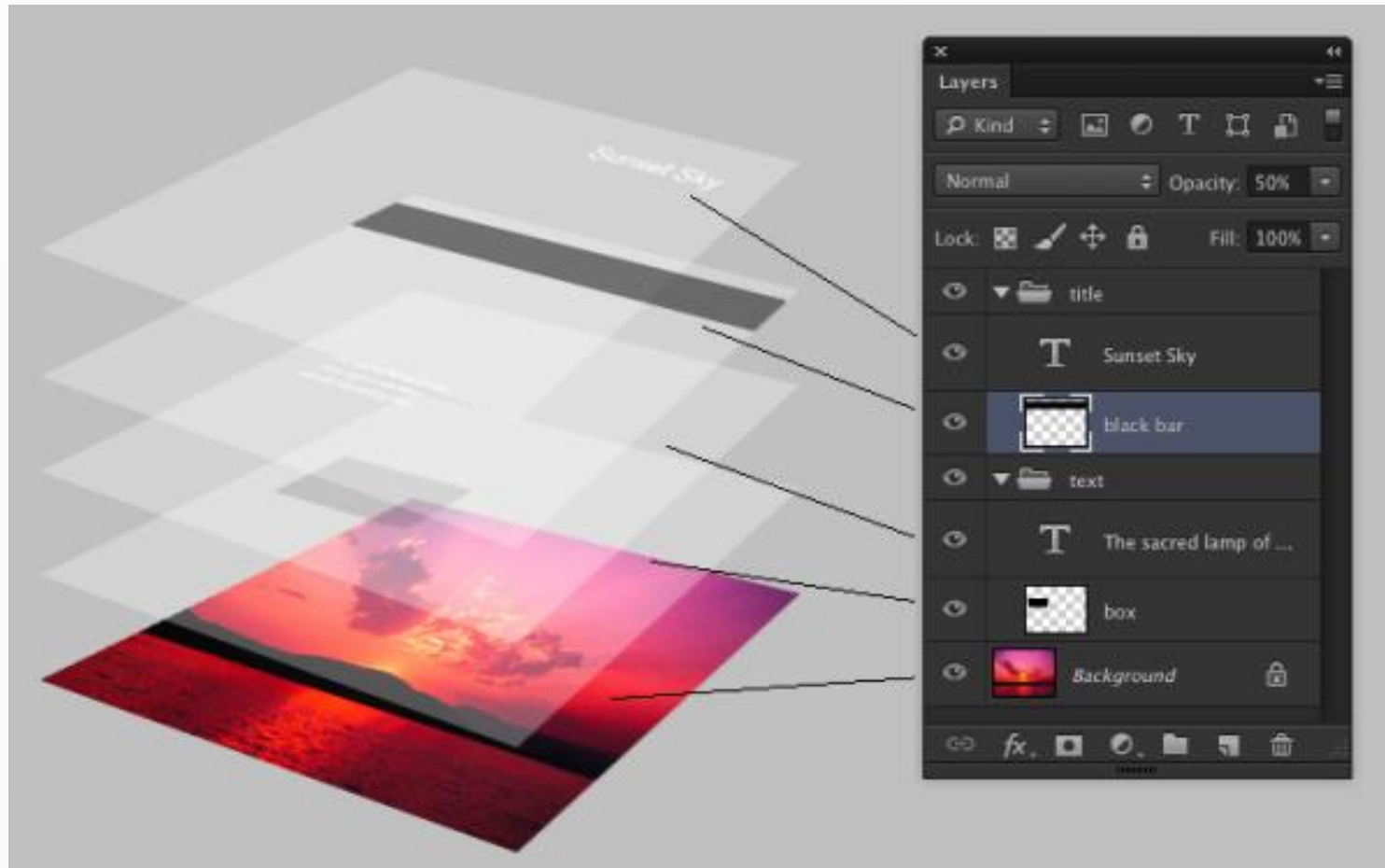


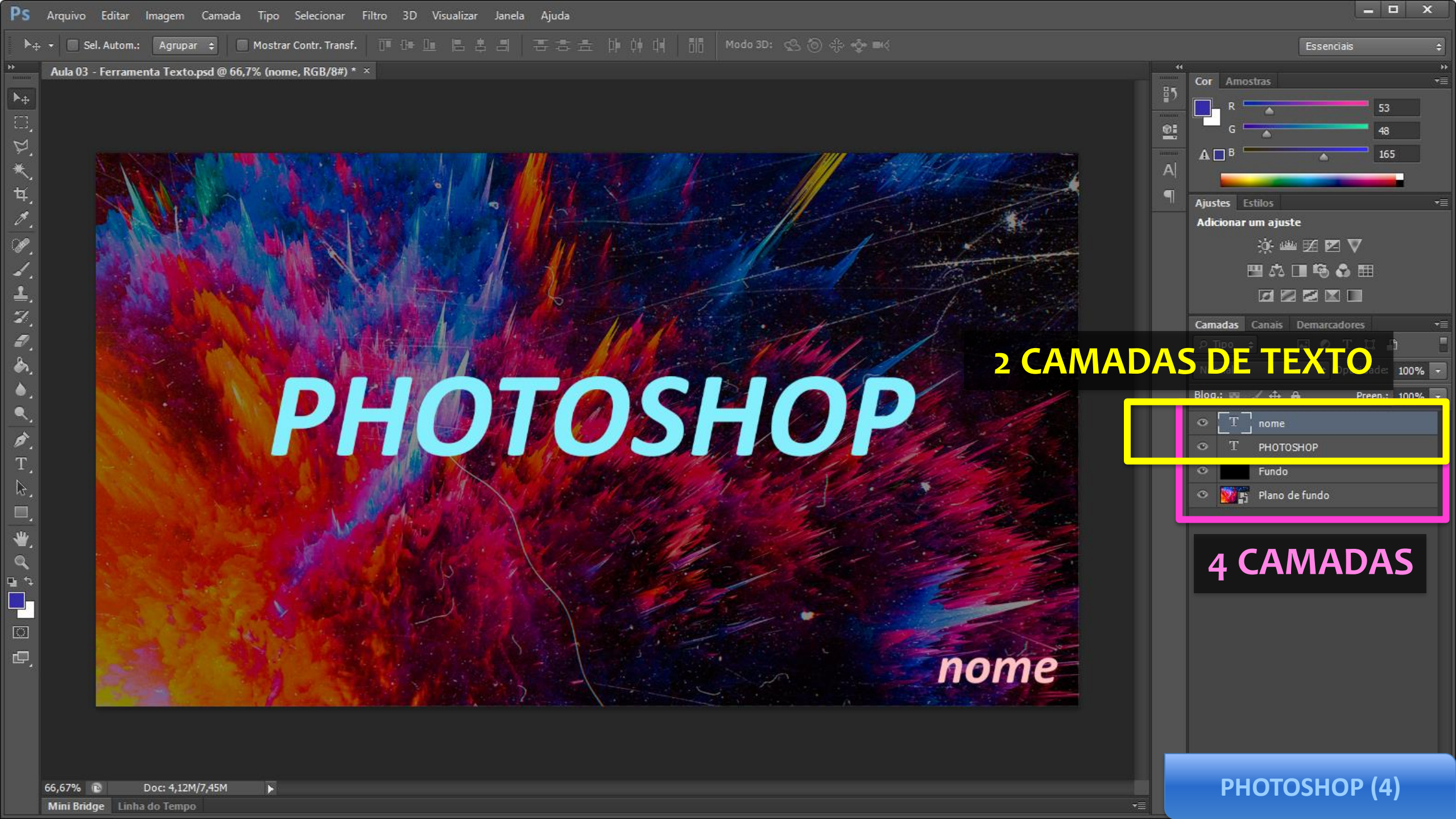
# CAMADAS





# CAMADAS





Aula 03 - Ferramenta Texto.psd @ 66,7% (nome, RGB/8#) \* x

Essenciais

Cor Amostras

R 53  
G 48  
B 165

Ajustes Estilos

Adicionar um ajuste

Camadas Canais Demarcadores

- nome
- PHOTOSHOP
- Fundo
- Plano de fundo

2 CAMADAS DE TEXTO

4 CAMADAS

PHOTOSHOP (4)

PHOTOSHOP

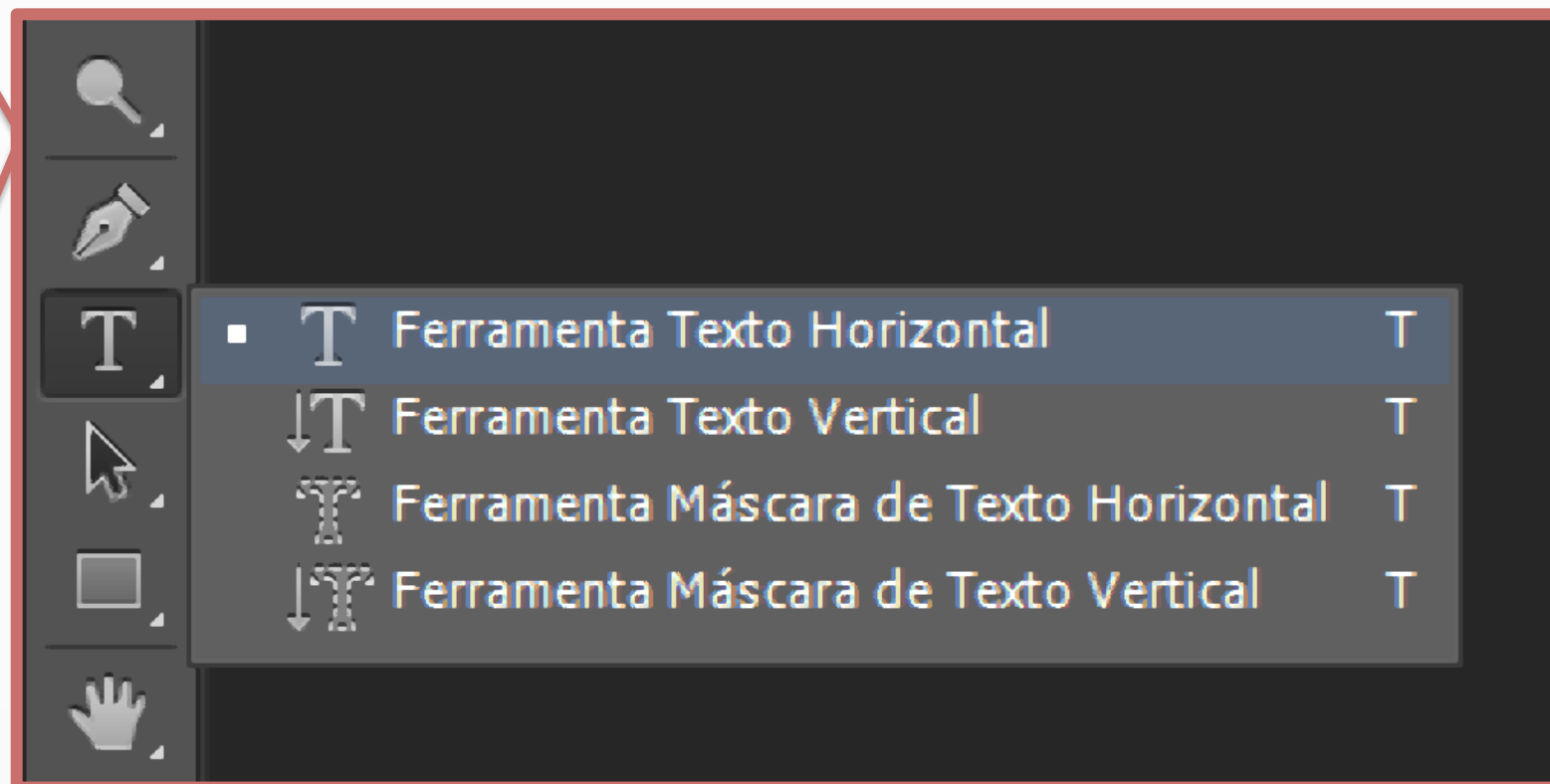
nome

66,67% Doc: 4,12M/7,45M

Mini Bridge Linha do Tempo



# FERRAMENTA TEXTO





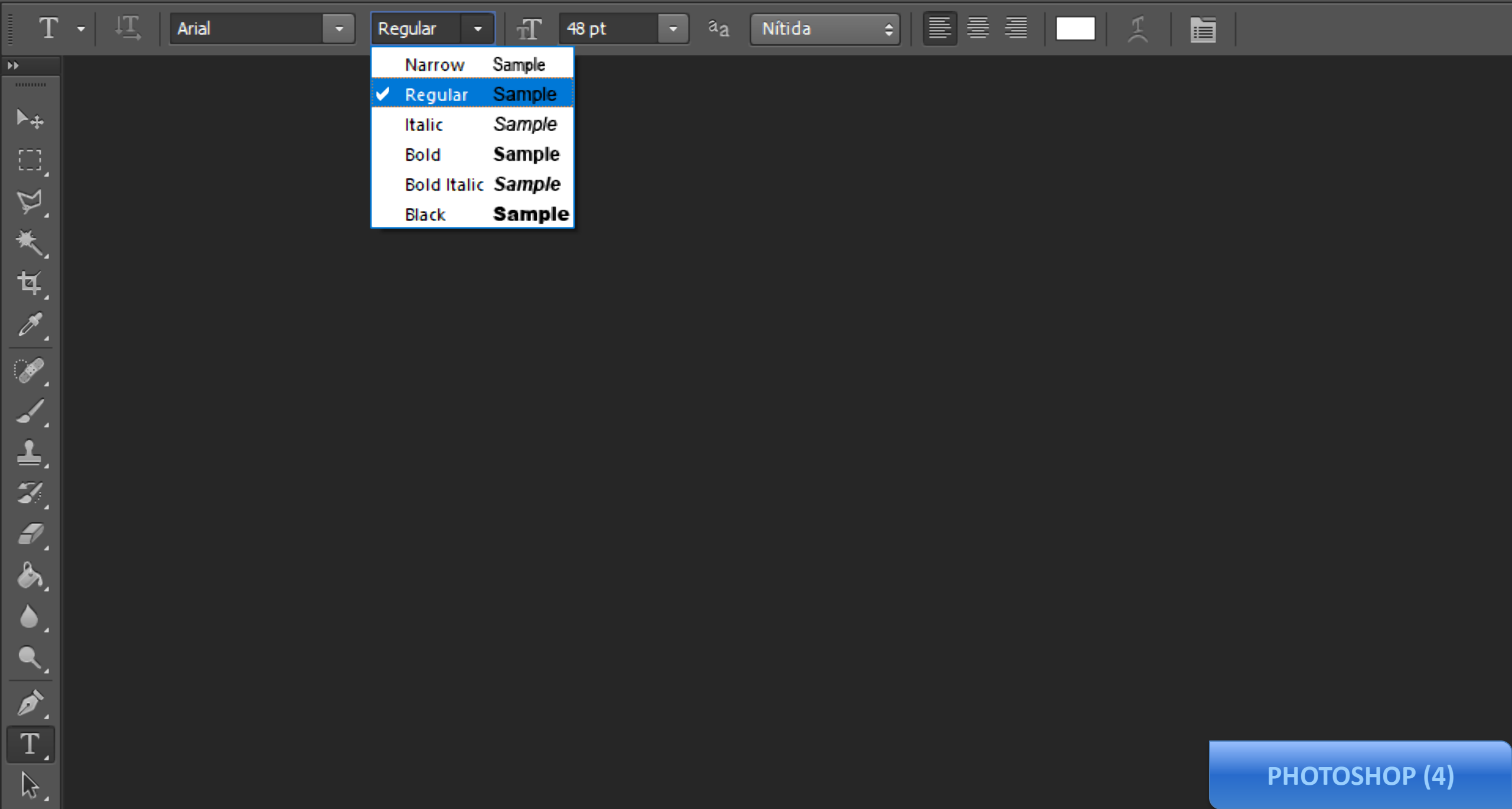
T [↕] Myriad Pro Regular 48 pt a<sub>a</sub> Nítida [≡] [≡] [≡] [■] [T] [☰]

FONTE



- ✓ Arial Sample
- Arial Rounded MT Bold Sample
- Bahnschrift Sample
- Bakery Sample
- Base 05 **SAMPLE**
- Baskerville Old Face Sample
- Bauhaus 93 **sample**
- Bell MT Sample
- Berlin Sans FB Sample
- Berlin Sans FB Demi **sample**
- Bernadette *Sample*
- Bernadette Rough *Sample*
- Bernard MT Condensed **Sample**
- Beyond The Mountains *Sample*
- Birch Std Sample
- Blackadder ITC *Sample*
- Blackoak Std **Sample**
- Bodoni Bd BT Sample
- Bodoni Bk BT Sample
- Bodoni MT Sample
- Book Antiqua Sample
- Bookman Old Style **Sample**
- Bookshelf Symbol 7 3 2 4 ✓ ≠ ∪
- Bradley Hand ITC *Sample*
- Britannic Bold **Sample**
- B... M... *Sample*





- Narrow Sample
- ✓ Regular Sample
- Italic Sample
- Bold Sample
- Bold Italic Sample
- Black Sample

T [↵] Myriad Pro Regular 48 pt a Nítida [≡] [≡] [≡] [■] [T] [☰]

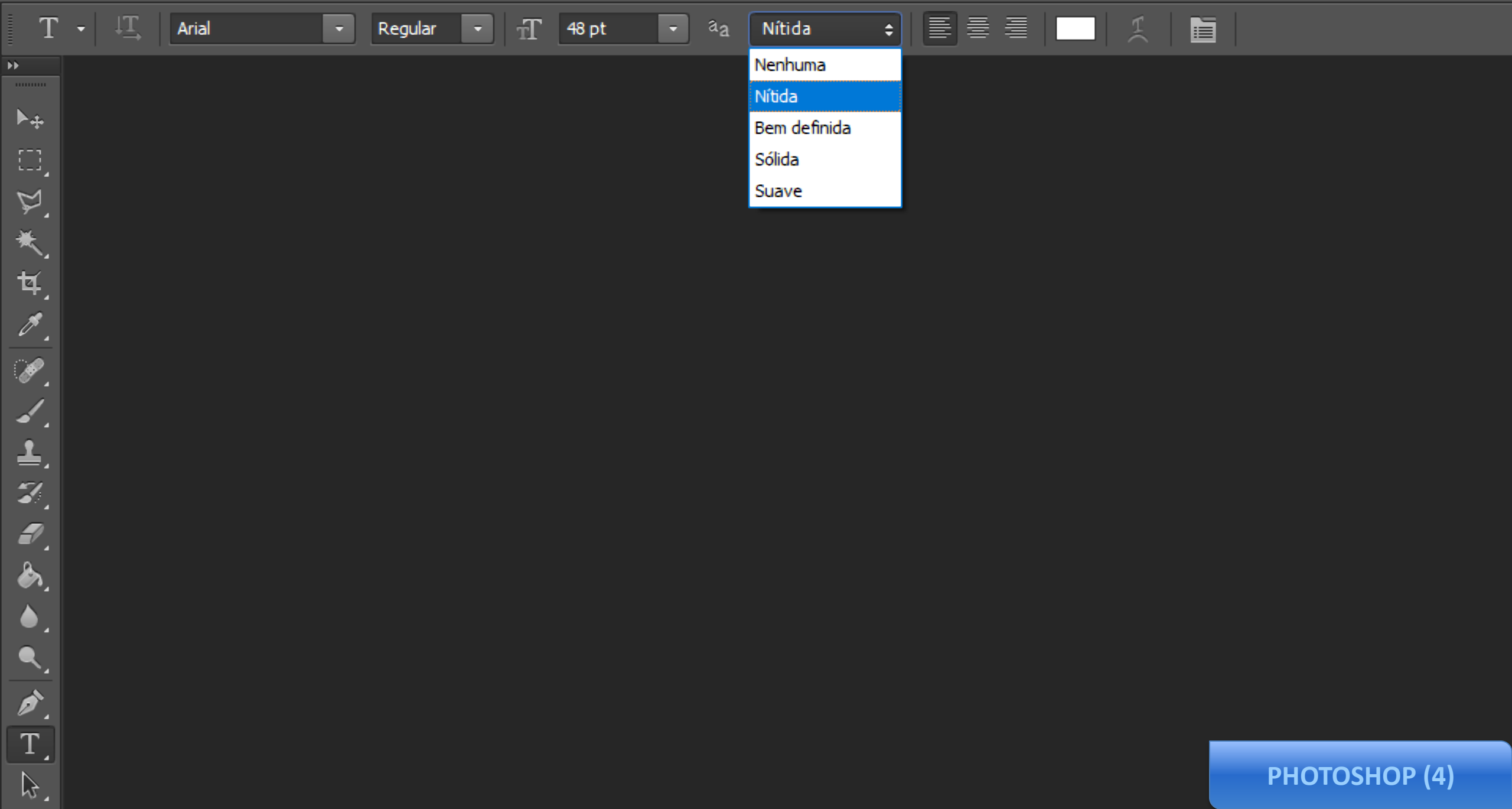
TAMANHO  
DA FONTE



- Outro
- 6 pt
- 8 pt
- 9 pt
- 10 pt
- 11 pt
- 12 pt
- 14 pt
- 18 pt
- 24 pt
- 30 pt
- 36 pt
- 48 pt
- 60 pt
- 72 pt

**QUALIDADE  
DA FONTE**





- Nítida
- Nenhuma
- Nítida
- Bem definida
- Sólida
- Suave



Centralizar texto

# ALINHAMENTO DA FONTE



Definir a cor do texto

**COR  
DA FONTE**





### Seletor de cores (Cor do texto)

Color selection dialog box with a color field, sliders, and color mode options.

Somente Cores da Web

# fffffff

<input checked="" type="radio"/> H: 0 °	<input type="radio"/> L: 100
<input type="radio"/> S: 0 %	<input type="radio"/> a: 0
<input type="radio"/> B: 100 %	<input type="radio"/> b: 0
<input type="radio"/> R: 255	C: 0 %
<input type="radio"/> G: 255	M: 0 %
<input type="radio"/> B: 255	Y: 0 %
	K: 0 %

Buttons: OK, Cancelar, Adicionar a amostras, Bibliotecas de Cores



Aula 03 - Ferramenta Texto.psd @ 66,7% (nome, RGB/8#) \* x

Essenciais

Cor Amostras

R 53  
G 48  
B 165

Ajustes Estilos

Adicionar um ajuste

Camadas Canais Demarcadores

nome  
PHOTOSHOP  
Fundo  
Plano de fundo

2 CAMADAS DE TEXTO

4 CAMADAS

PHOTOSHOP (4)

PHOTOSHOP

nome

66,67% Doc: 4,12M/7,45M

Mini Bridge Linha do Tempo



# AULA 02 – FERRAMENTA TEXTO

The screenshot shows the Photoshop interface with the text tool options bar highlighted by a red box. The options bar includes the text tool icon, font family (Arial), font style (Regular), font size (30 pt), and other settings. Below the options bar, a table displays a grid of text elements.

IMAGEM	TEXTO
Imagem A	Interativa
Imagem B	8º Ano
Imagem C	Seu nome
Imagem D	Guaxupé
Imagem E	Photoshop
	Informática



# AULA 02 – FERRAMENTA TEXTO

- Faça o download das imagens A, B, C, D e E no E-Drive do Sistema Etapa;
- Adicione os textos ao lado de acordo com sua respectiva imagem;
- Salve as 5 imagens no seu Google Drive na sua pasta específica.

